



# Parent Workshop Evening 2024

## Developing Early Reading and Writing Skills

Nia Waghorn  
16th October 2024



Estyn recognises the need to prioritise improving the reading skills of learners in Wales. Estyn also recognises that the best teaching and learning in reading can involve a range of methodologies and practices, with phonics as a key building block. Whilst we would expect to see the involvement of phonics-based practice in schools, Estyn does not endorse any one single approach to teaching reading but uses a range of evidence to evaluate each approach with a focus on its impact for the progress of learners.

# How Children Begin to Learn to Read

1. Hearing stories and seeing others read



2. Talking about the pictures in books



3. Joining in repeated phrases in a favourite book



"The wolf huffed and he puffed and he blew the house down"

4. Distinguishing between pictures and words



dog

5. Realising that words are read from left to right



6. Hearing rhymes and joining in with them as a book is read

"Humpty Dumpty sat on the wall  
Humpty Dumpty had a great fall"

7. Making up strings of rhyming words

Cat, sat, mat, hat

8. Hearing the initial sounds of words



'C' for cat

9. Recognising letters from their name and matching to their sounds, then other letters

'T' 'o' and 'm' are in my name

10. Hearing the last sound in simple words  
e.g. the 't' in cat

11. Hearing the middle sound in simple words  
e.g. the 'a' in cat

12. Putting 2 then 3 sounds together to make a word

13. Children will also learn some familiar words by recognising the shape of the word, for example their own name, shop signs, brand names

Sarah



# Synthetic Phonics



Maissie, mountain, mountain



Around the apple and down the  
leaf



Slither down the snake



Around the dinosaurs bottom  
and up to his neck



Down the tower, across the  
tower



Down the insects body and a  
dot for his head.



Down Nobby and over his net



Down the pirates plait and  
around the pirates face



Round the girls face, down her  
hair and give her a curl



All around the orange



Curl around the caterpillar



Down the kangaroo's body curl  
his tail and leg



Down and under the umbrella,  
up to the top and down to the  
puddle



Down the laces, over the toe  
and to the heel



Down the stem and draw the  
leaves



# How you can help at home

- Go at the child's pace- don't force it
- Little and often
- Practice the sounds flashcard style
- Make up games to play with the flashcards
- Practice sight reading the HFW's that we send home

# High Frequency 'Tricky' Words

Please cut up and practise as flashcards.  
Many thanks

I

into

had

and

at

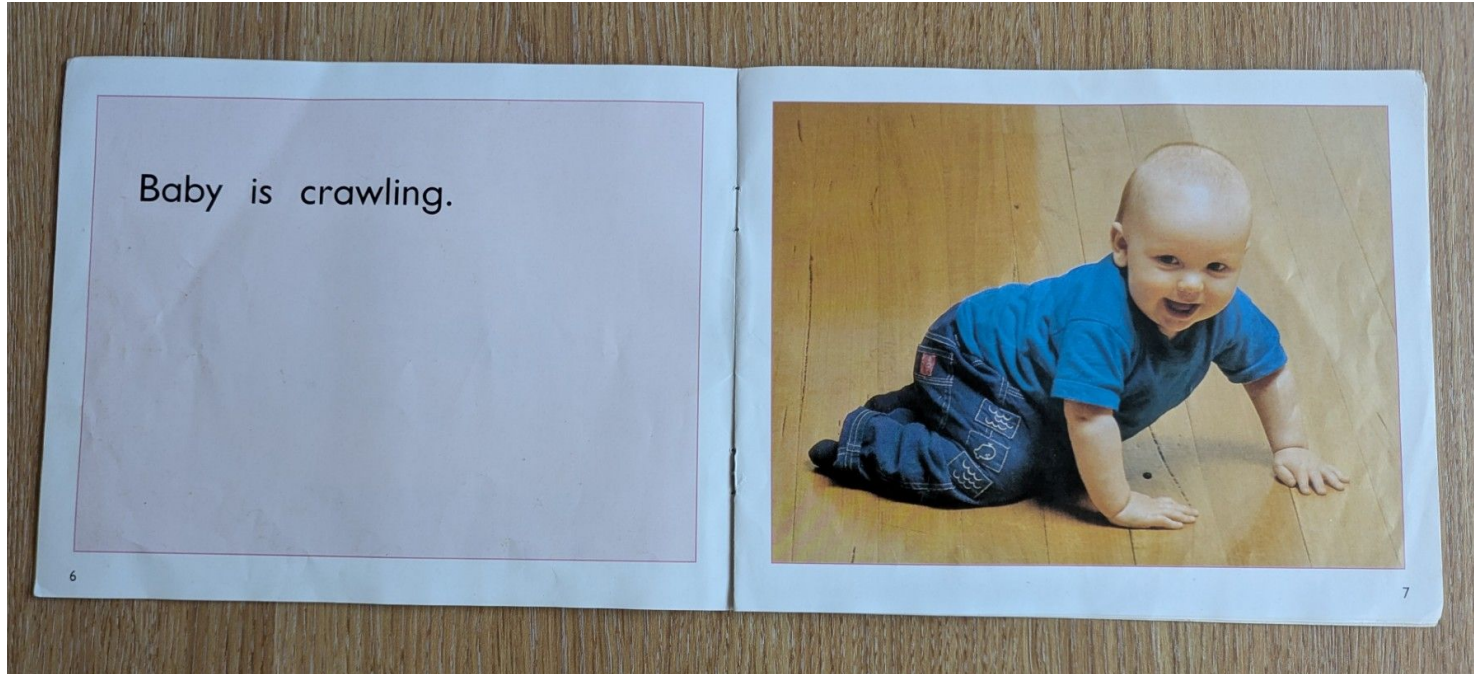
of

the

up



# Reading Books



Baby is eating.

4



5





# Reading at home

- Locate the title
- Use formal terms such as title, front cover, word, letter and full stop
- Open the front cover
- Turn the pages by themselves
- Use the illustrations to help them decode
- Point to each word as they read it

# Letter Formation



[1-1½ years]  
Cylindrical Grasp



[2-3 years]  
Digital Grasp





























[3½ - 4 years]  
Modified Tripod Grasp

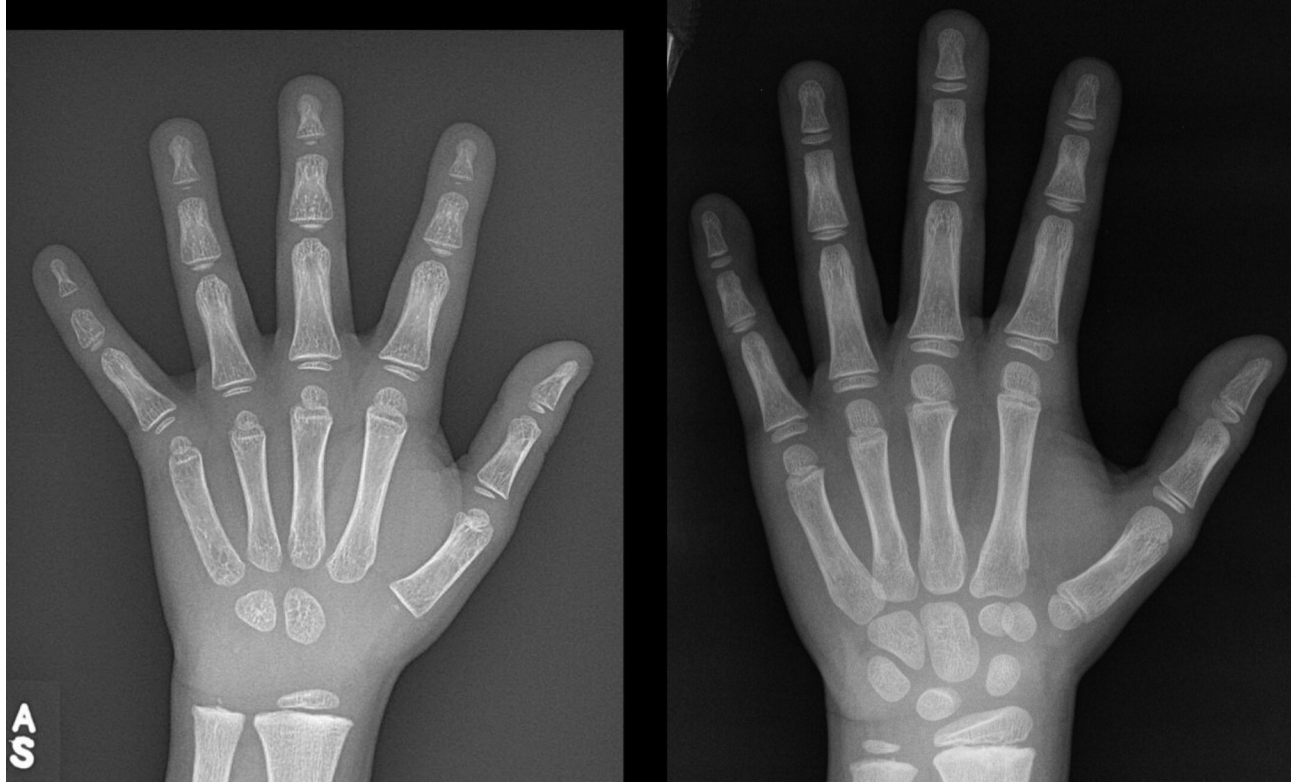


[4½ - 7 years]  
Tripod Grasp

Rhymes for letter formation - taken from Read Write Inc.


a 	b 	c 	d 	e 	f 
Around the apple and down the leaf.	Down the laces to the heel and around the toe.	Curl around the caterpillar.	Around the dinosaurs bottom, up his tall neck & down to his toes.	Lift off the top and scoop out the egg.	Down the stem and draw the leaves.
g 	h 	i 	j 	k 	l 
Around the girls face, down her hair and give her a curl.	Down the head, to his hooves and over his back.	Down the body and dot for the head.	Down his body, curl, dot for his head.	Down the kangaroo's body tail and leg.	Down the long leg.
m 	n 	o 	p 	qu 	r 
Down Maisie, mountain, mountain.	Down Nobby and over his net.	All around the orange.	Down the pirates plait and around his face.	Round her head, up past her earring, down her hair, and flick.	Down the robots back and curl over his arm.
s 	t 	u 	v 	w 	x 
Slither down the snake.	Down the tower, across the tower.	Down and under, up to the top and draw the puddle.	Down a wing, up a wing.	Down, up, down, up.	Down the arm and leg, repeat the other side.
y 	z 				

# Developing Early Writing Skills





# Developing Early Writing Skills







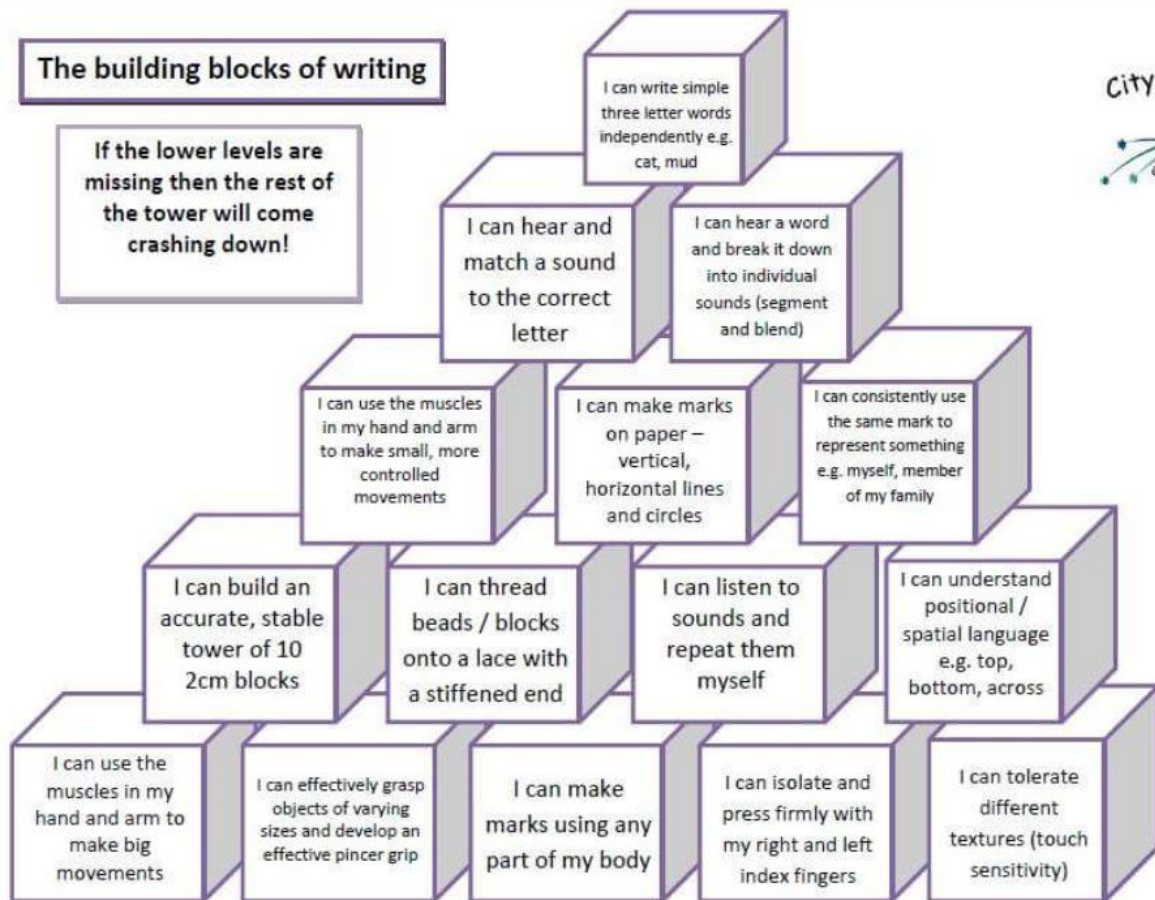
Inspire Challenge Support Achieve



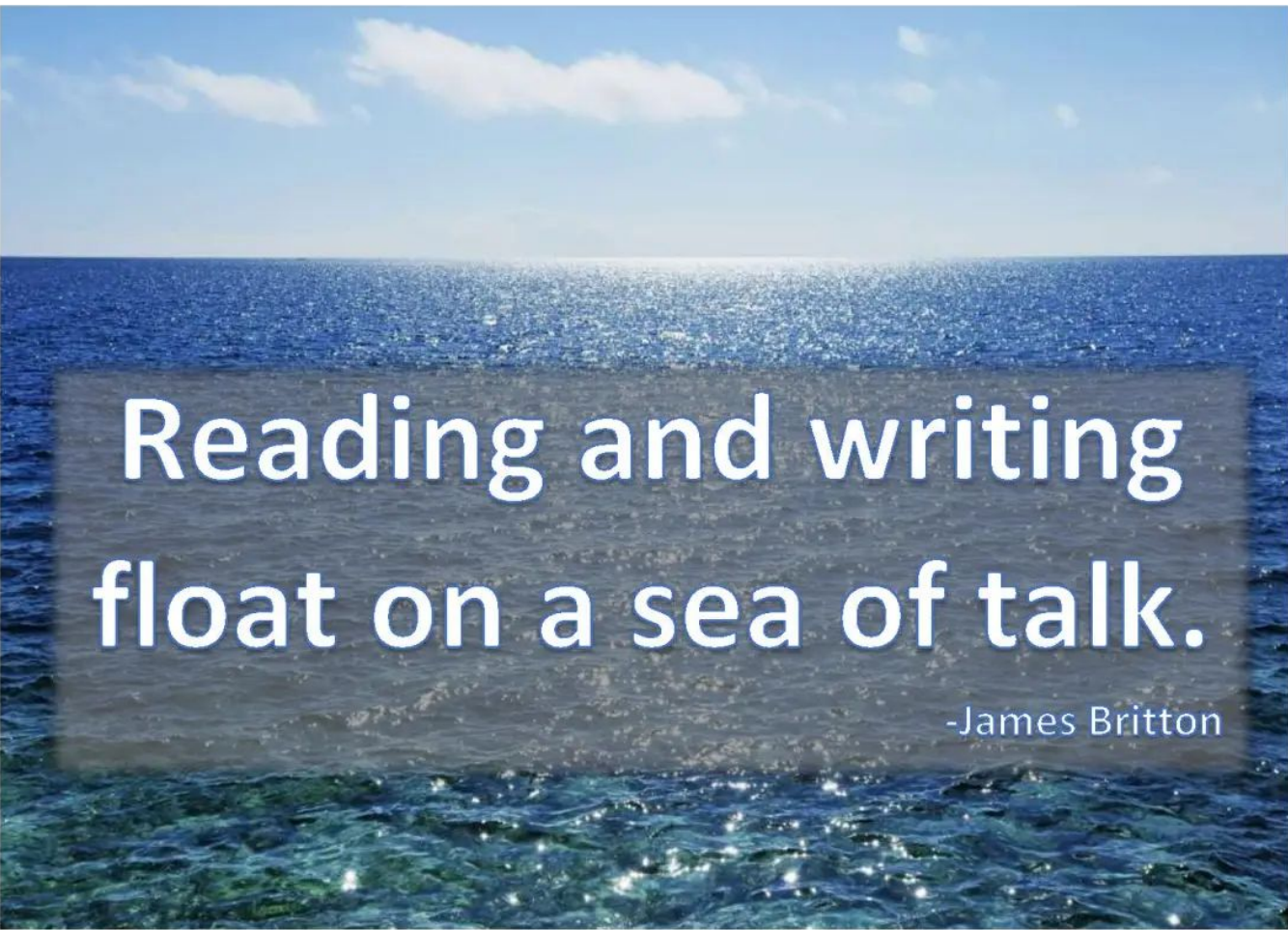


## The building blocks of writing

If the lower levels are missing then the rest of the tower will come crashing down!



# Mark making to emergent writing

The background of the slide is a photograph of a vast, deep blue sea stretching to the horizon. The sky above is a clear, bright blue with a few wispy white clouds. The water's surface is textured with small waves and reflects the sunlight, creating a shimmering effect.

Reading and writing  
float on a sea of talk.

-James Britton